

- **Couples**

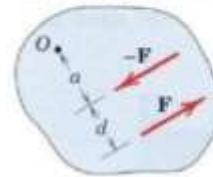
A special case of moments is a couple. A **couple** consists of two parallel forces that are equal in magnitude, opposite in sense and do not share a line of action. It does not produce any translation, only rotation. The resultant force of a couple is zero. BUT, the resultant of a couple is not zero; it is a pure moment.

Consider the action of two equal and opposite forces  $\mathbf{F}$  and  $-\mathbf{F}$  a distance  $d$  apart, as shown in the Figure. These two forces cannot be combined into a single force because their sum in every direction is zero. Their only effect is to produce a tendency of rotation. The combined moment of the two forces about an axis normal to their plane and passing through any point such as  $O$  in their plane is the couple  $\mathbf{M}$ . This couple has a magnitude

$$M = F(a + d) - Fa$$

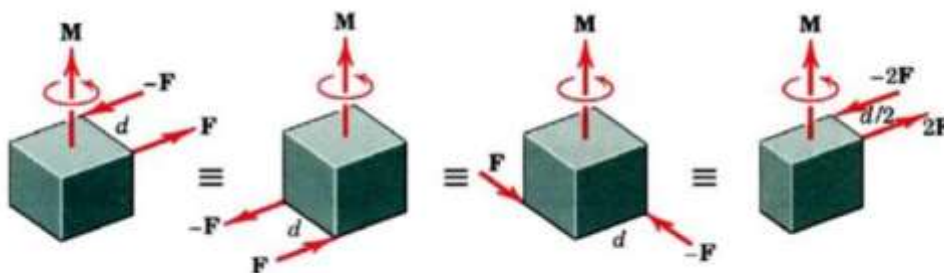
or

$$M = Fd$$



Its direction is counterclockwise when viewed from above for the case illustrated. Note especially that the magnitude of the couple is independent of the distance  $a$  which locates the forces with respect to the moment center  $O$ . It follows that the moment of a couple has the same value for all moment centers.

Changing the values of  $F$  and  $d$  does not change a given couple as long as the product  $Fd$  remains the same. Likewise, a couple is not affected in the force act in a different but parallel plane. The figure below shows four different configurations of the same couple  $M$ . In each of the four cases, the couples are equivalent and are described by the same free vector which represents the identical tendencies to rotate the bodies.



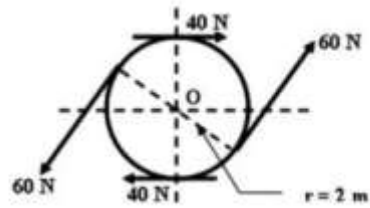
**Ex (1)**

Compute the magnitude and direction of the resultant couples action on the body shown

**Solution :**

$$M_c = 60 \cdot 4 - 40 \cdot 4$$

$$= 240 - 160 = 80 \text{ N} \cdot \text{m}$$

**Ex (2)**

A lug wrench is used to tighten a hex-head bolt. Determine the magnitude ( $F$ ) of the equal forces exerted on the six contact points as shown in fig.

**Solution**

On the lug wrench :

$$M_c = F \cdot d$$

$$= 250 \cdot 350 \cdot 2$$

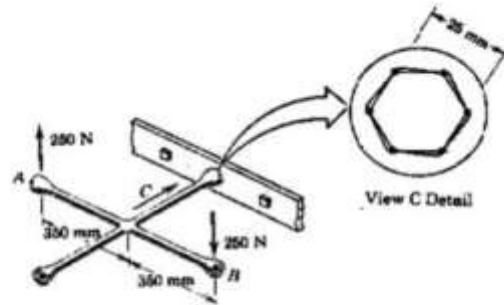
$$= 175000 \text{ N} \cdot \text{mm}$$

On the nut :

$$M_c = 3 F \cdot d$$

$$175000 = 3 F \cdot 25$$

$$F = 175000 / 75 = 2333.33 \text{ N}$$

**Ex (3):**

The rigid structural member is subjected to a couple consisting of the two 100-N forces. Replace this couple by an equivalent couple consisting of the two forces  $P$  and  $-P$ , each of which has a magnitude of 400 N. Determine the proper angle  $\theta$ .

**Solution:**

The original couple is counterclockwise when the plane of the forces is viewed from above, and its magnitude is:

$$[M = Fd] \quad M = 100(0.1) = 10 \text{ N} \cdot \text{m}$$

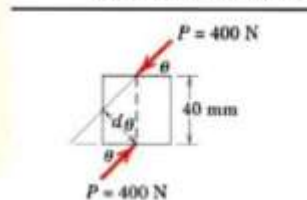
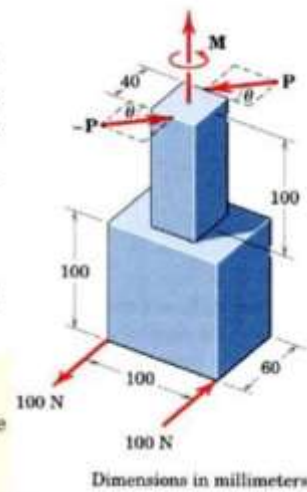
The forces  $P$  and  $-P$  produce a counterclockwise couple

$$M = 400(0.040) \cos \theta$$

Equating the two expressions gives

$$10 = 400(0.040) \cos \theta$$

$$\theta = \cos^{-1} \frac{10}{16} = 51.3^\circ$$



**Ex (4):**

Replace the horizontal 80-lb force acting on the lever by an equivalent system consisting of a force at  $O$  and a couple.

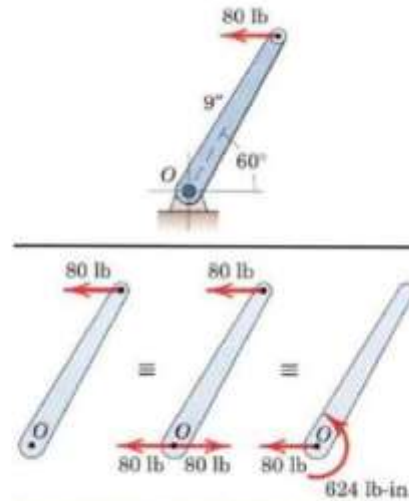
**Solution:**

We apply two equal and opposite 80-lb forces at  $O$  and identify the counterclockwise couple

$$[M=F \cdot d]$$

$$M=80 (90 \sin 60^\circ)= 624 \text{ lb-in.}$$

Thus, the original force is equivalent to the 80-lb force at  $O$  and the 624 lb-in couple as shown in the third of the three equivalent figures.



**Ex (5):**

In the design of lifting hook , the action of the applied force (  $F$  ) at the critical section of the hook is a direct pull at (  $B$  ) and a couple . if the magnitude of the couple is ( 4000 lb.ft ) , Determine the magnitude of the force (  $F$  ) .

**Solution**

$$Mc = F \cdot d$$

$$F = Mc / d$$

$$= 4000 \cdot 12 / 4$$

$$= 12000 \text{ lb}$$

